

# Analytics and BI for Sage 100 (MAS 90 / MAS 200)

Educational Webinar



**Presenter:**

## **Joni Girardi, DataSelf Founder & CEO**

# Agenda

- Why Analytics
- DataSelf Analytics demo
- Q&A



# Analytics for Sage 100

- Sales
- Supply Chain
- Financials



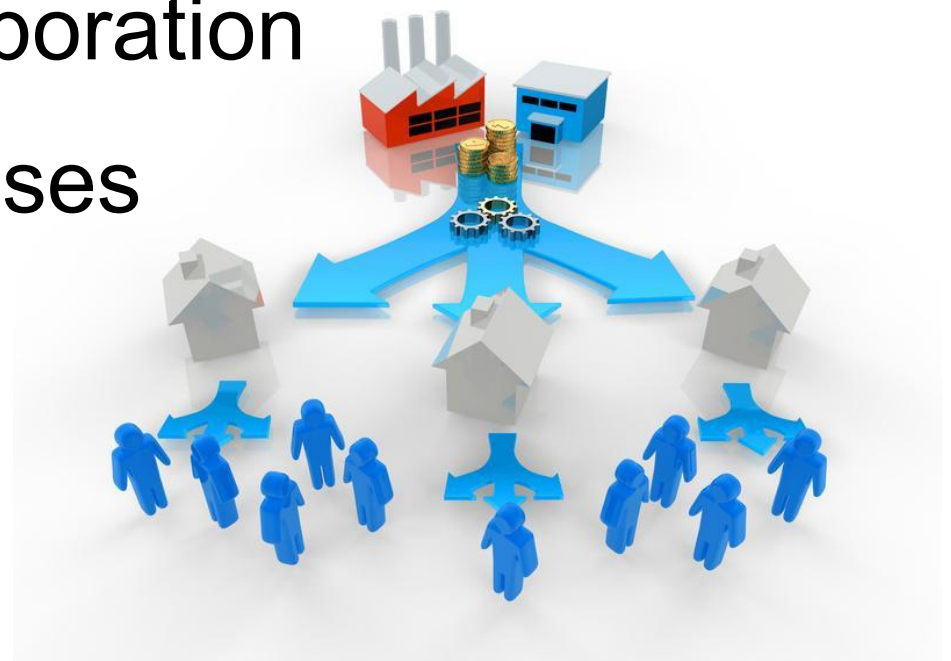
# **Analytics for Sales**

- Sales and profitability
- Ordering and invoicing efficiency
- Dynamic sales commissions
- Forecasting
- Pricing strategy
- Data integration



# Analytics for Supply Chain

- Inventory management
- Inbound and outbound routing & logistics
- Supply chain collaboration
- Purchasing processes
- Forecasting
- Data integration


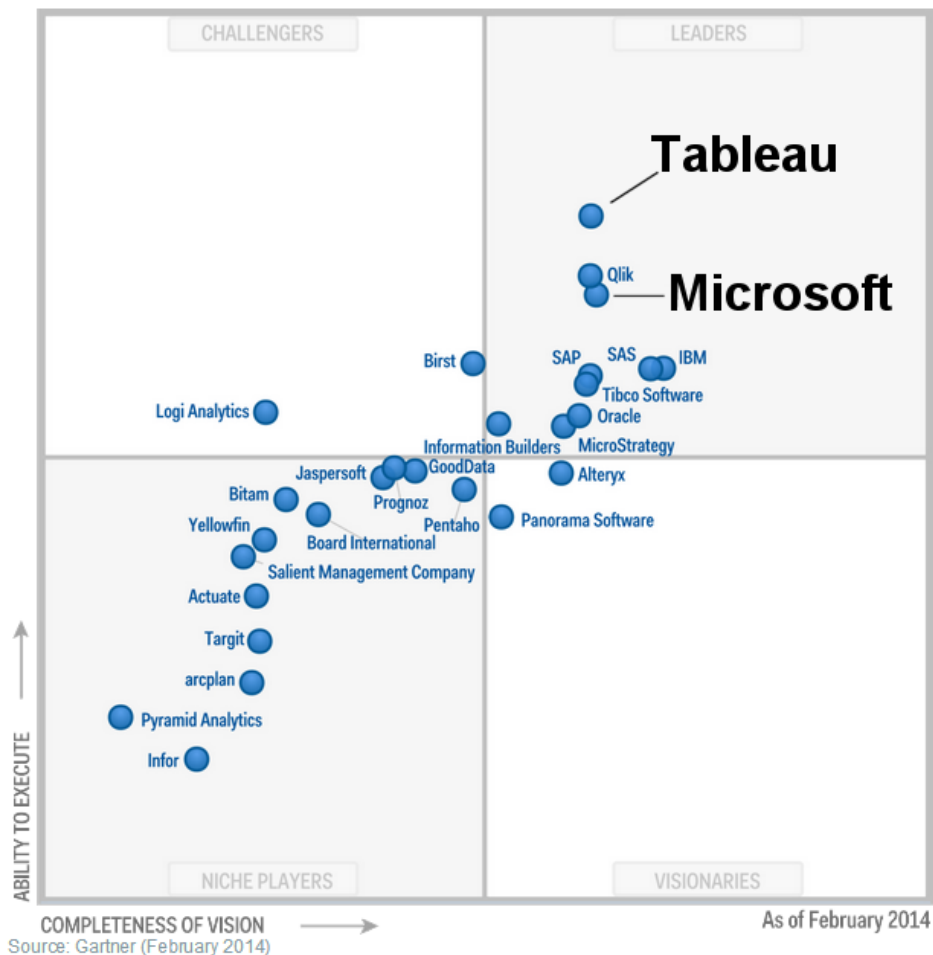


# Analytics for Financials

- Labor intensive processes
- Multi-company frameworks
- Slicing and dicing

<b>FINANCIAL STATEMENT</b>			
STATEMENT OF REVENUES AND EXPENSES (unaudited)			
For the year ended December 31, 2012			
			\$ Millions
<b>REVENUES</b>	<b>NON-BOARD CONTRIBUTIONS*</b>	<b>BOARD CONTRIBUTIONS</b>	<b>TOTAL</b>
Contributions	140.0	90.8	230.8
Net Gains on Board-Donated Investments	—	10.5	10.5
Insurance Settlement Proceeds	1.1	—	1.1
Interest and Other Income	—	1.7	1.7
Capital Grant Rescissions from Prior Years	1.3	1.3	2.6
<b>TOTAL REVENUES</b>	<b>142.4</b>	<b>104.3</b>	<b>246.7</b>
	<b>GRANTS PAID WITH NON-BOARD CONTRIBUTIONS*</b>	<b>COSTS COVERED BY BOARD MEMBERS **</b>	<b>TOTAL</b>
<b>EXPENSES</b>			
<b>PROGRAM</b>			
Grants and Initiatives	94.9	39.6	134.5
Evaluations and Consulting Services for Grantees	—	0.3	0.3
Program Salaries and Overhead	—	7.9	7.9
<b>SUBTOTAL – PROGRAM</b>	<b>94.9</b>	<b>47.8</b>	<b>142.7</b>
<b>FUNDRAISING AND PUBLIC INFORMATION</b>			
Communications and Events Production	—	19.9	19.9
Development Salaries and Overhead	—	8.8	8.8
<b>SUBTOTAL – FUNDRAISING AND PUBLIC INFORMATION</b>	<b>—</b>	<b>28.7</b>	<b>28.7</b>
<b>ADMINISTRATION SALARIES AND OVERHEAD</b>			
	—	3.7	3.7
<b>TOTAL EXPENSES</b>	<b>94.9</b>	<b>80.2</b>	<b>175.1</b>
<b>CHANGE IN NET ASSETS</b>	<b>47.5</b>	<b>24.1</b>	<b>71.6</b>

# Gartner Magic Quadrant for BI and Analytics Platforms



# Why DataSelf Analytics?

**Top-notch  
platform**



**Simplified  
technology**



**Amplified  
Solution**

**2,000+**

reports, dashboards & KPI's



**Easy to use**  
**Fast to deploy**  
**Expertise**  
**Low Cost**

## DataSelf Analytics

It's like driving a Ferrari



# Test Drive!

- Secured access
- Sample KPIs
- Ad hoc examples

# Q&A

# Thank you!

**Joni Girardi, DataSelf Corp. CEO & Founder**

(408) 674.8003    [jgirardi@dataself.com](mailto:jgirardi@dataself.com)    @jonigirardi

[www.dataself.com](http://www.dataself.com)

## DataSelf Analytics

So fast, so nimble, so liberating  
that it's like driving a Ferrari...

2,000 reports, dashboards and KPI's  
In-memory analytics  
Data warehousing



 **DataSelf Analytics** Architecture



Powered by

