

Tableau for SMBs

(Small and medium sized businesses)

Educational Webinar



Presenter:

Joni Girardi, DataSelf Founder & CEO

Agenda

- Why Analytics
- DataSelf Analytics demo
- Q&A



Tableau for SMBs

- Sales
- Supply Chain
- Financials



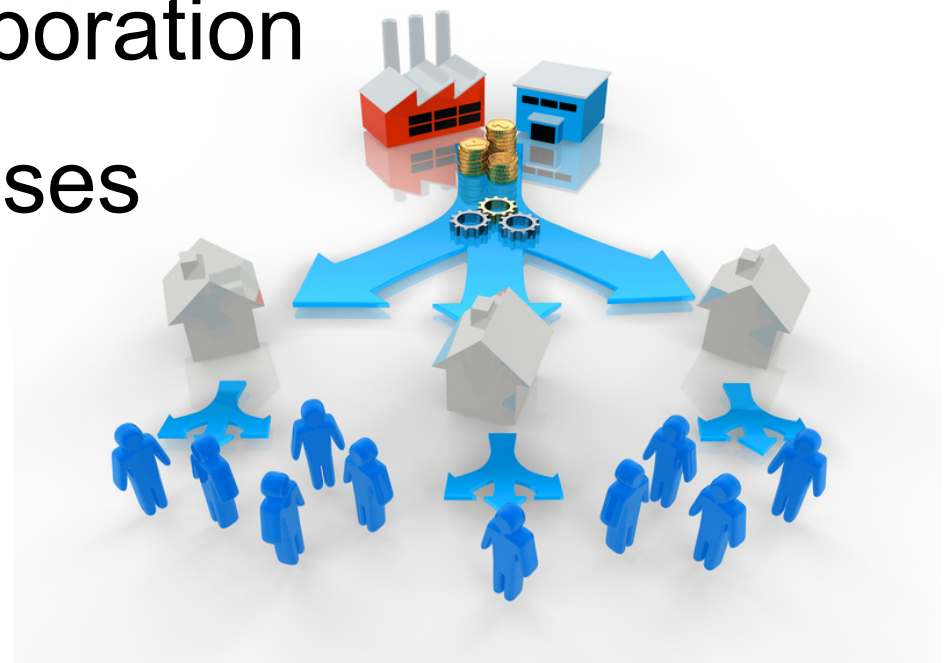
Analytics for Sales

- Sales and profitability
- Ordering and invoicing efficiency
- Dynamic sales commissions
- Pricing strategy
- Forecasting
- Data integration



Analytics for Supply Chain

- Inventory management
- Inbound and outbound routing & logistics
- Supply chain collaboration
- Purchasing processes
- Forecasting
- Data integration



Analytics for Financials

- Labor intensive processes
- Multi-company frameworks
- Lack of slicing and dicing

FINANCIAL STATEMENT

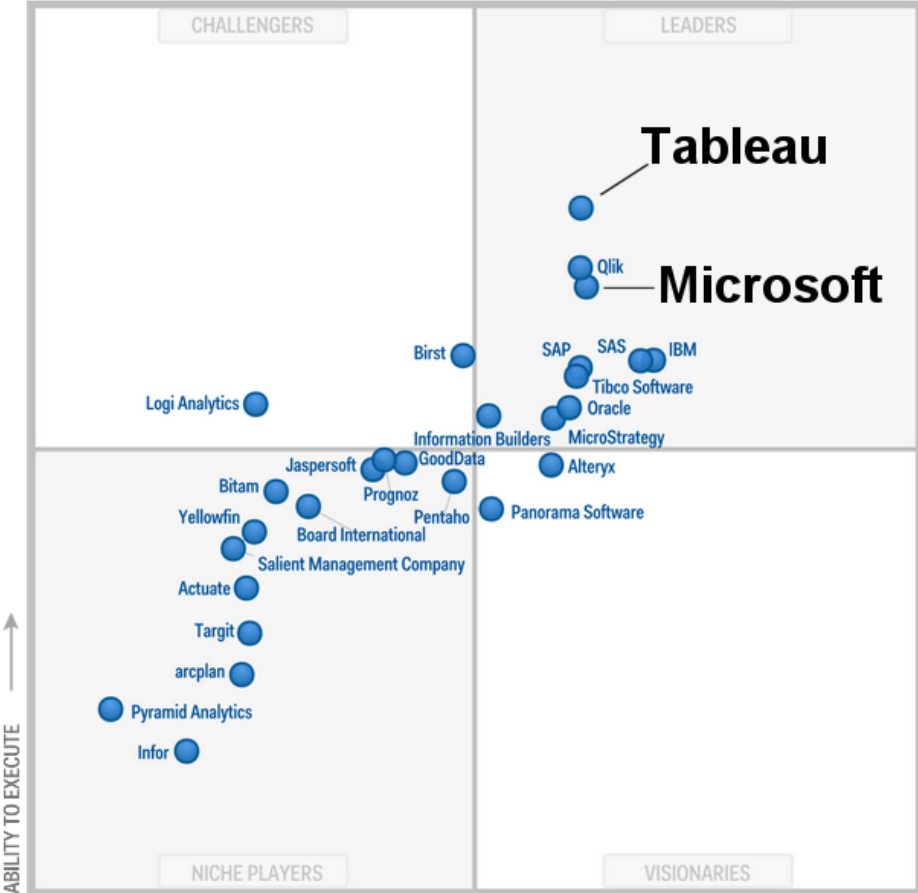
STATEMENT OF REVENUES AND EXPENSES (unaudited)

For the year ended December 31, 2012

\$ Millions


| REVENUES | NON-BOARD CONTRIBUTIONS* | BOARD CONTRIBUTIONS | TOTAL |
|--|---|----------------------------------|--------------|
| Contributions | 140.0 | 90.8 | 230.8 |
| Net Gains on Board-Donated Investments | — | 10.5 | 10.5 |
| Insurance Settlement Proceeds | 1.1 | — | 1.1 |
| Interest and Other Income | — | 1.7 | 1.7 |
| Capital Grant Rescissions from Prior Years | 1.3 | 1.3 | 2.6 |
| TOTAL REVENUES | 142.4 | 104.3 | 246.7 |
| EXPENSES | GRANTS PAID WITH NON-BOARD CONTRIBUTIONS* | COSTS COVERED BY BOARD MEMBERS** | TOTAL |
| PROGRAM | | | |
| Grants and Initiatives | 94.9 | 39.6 | 134.5 |
| Evaluations and Consulting Services for Grantees | — | 0.3 | 0.3 |
| Program Salaries and Overhead | — | 7.9 | 7.9 |
| SUBTOTAL — PROGRAM | 94.9 | 47.8 | 142.7 |
| FUNDRAISING AND PUBLIC INFORMATION | | | |
| Communications and Events Production | — | 19.9 | 19.9 |
| Development Salaries and Overhead | — | 8.8 | 8.8 |
| SUBTOTAL — FUNDRAISING AND PUBLIC INFORMATION | — | 28.7 | 28.7 |
| ADMINISTRATION SALARIES AND OVERHEAD | | | |
| | — | 3.7 | 3.7 |
| TOTAL EXPENSES | 94.9 | 80.2 | 175.1 |
| CHANGE IN NET ASSETS | 47.5 | 24.1 | 71.6 |

Gartner Magic Quadrant for BI and Analytics Platforms



Source: Gartner (February 2014)

As of February 2014



Why DataSelf Analytics?

**Top-notch
platform**



**Simplified
technology**



**Amplified
Solution**

2,000+

reports, dashboards & KPI's



Easy to use
Fast to deploy
Expertise
Low Cost

DataSelf Analytics

It's like driving a Ferrari



Test Drive!

- Secured access
- Sample KPIs
- Dashboard building



Thank you!

Joni Girardi, DataSelf Corp. CEO & Founder
(408) 674.8003 jgirardi@dataself.com @jonigirardi
www.dataself.com

DataSelf Analytics

So fast, so nimble, so liberating
that it's like driving a Ferrari...

2,000 reports, dashboards and KPI's
In-memory analytics
Data warehousing



DataSelf Analytics Architecture

Source Databases



Ultralight Data Warehouse



In-Memory Analytics
(Deployed on premises or in the cloud)



Powered by

