

Analytics for Microsoft Dynamics GP (Great Plains)

Educational Webinar

DataSelf
BI for mid-sized companies



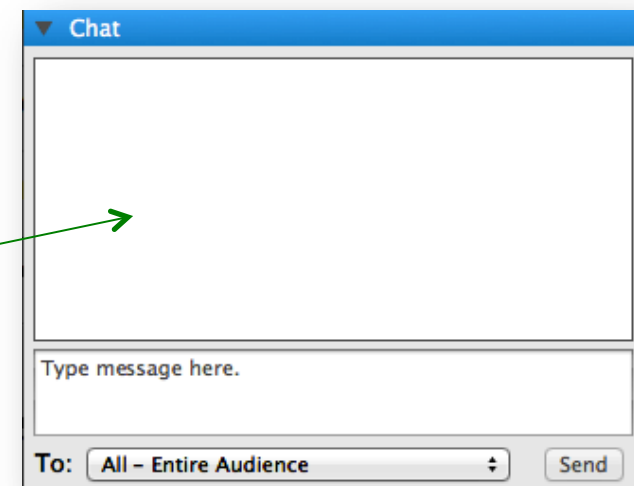
Presenter:

Joni Girardi, DataSelf Founder & CEO

Presentation is roughly 30 minutes

All phone lines are muted

Questions? Please use
the chat box located at
the bottom of your
webinar panel



Agenda

- Why Analytics
- DataSelf Analytics demo
- Q&A



Analytics for MS Dynamics GP

- Sales
- Supply Chain
- Manufacturing process



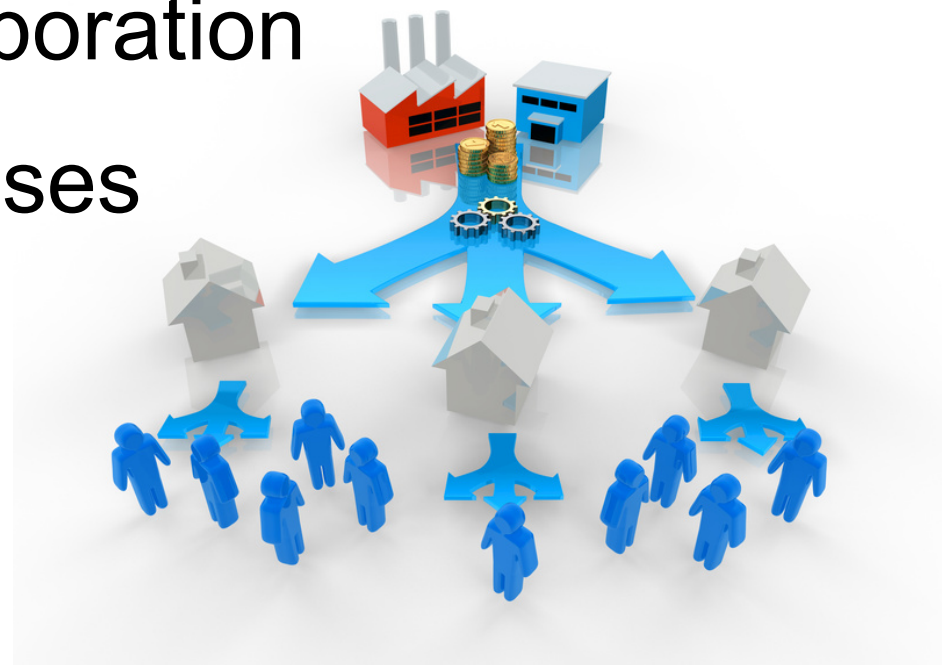
Analytics for Sales

- Sales and profitability
- Ordering and invoicing efficiency
- Dynamic sales commissions
- Pricing strategy
- Forecasting
- Data integration



Analytics for Supply Chain

- Inventory management
- Inbound and outbound routing & logistics
- Supply chain collaboration
- Purchasing processes
- Forecasting
- Data integration



Analytics for Financials

- Labor intensive processes
- Multi-company frameworks
- Lack of slicing and dicing

FINANCIAL STATEMENT

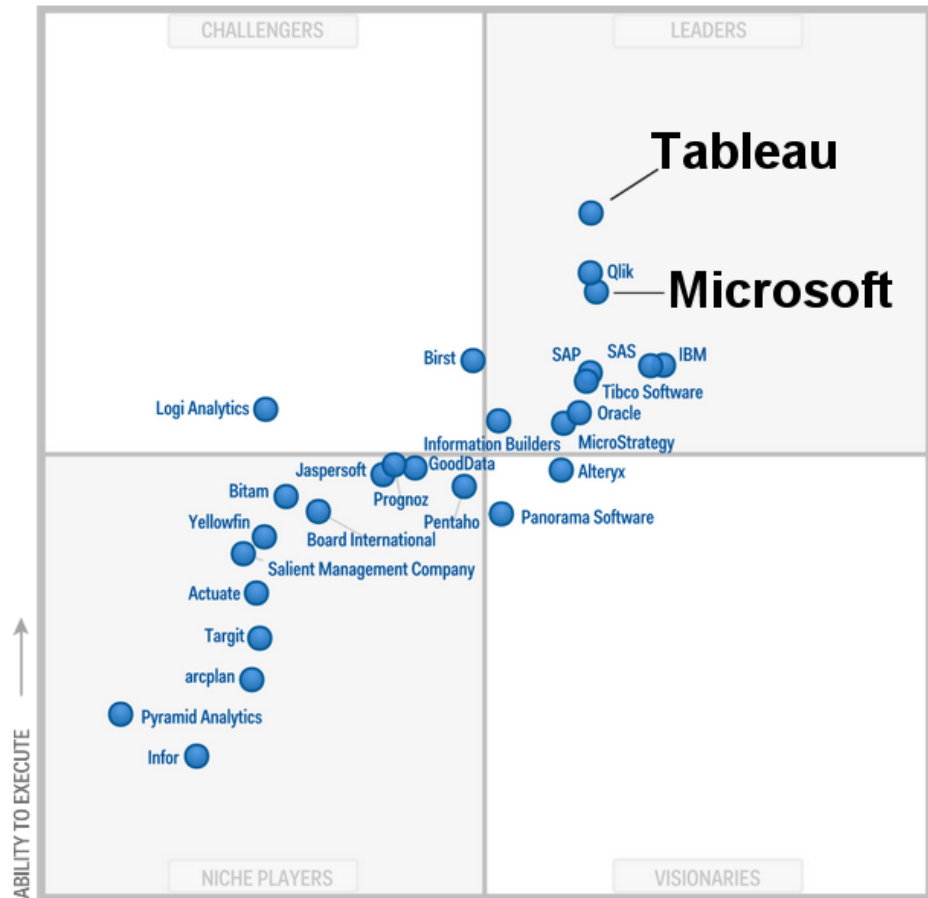
STATEMENT OF REVENUES AND EXPENSES (unaudited)

For the year ended December 31, 2012


\$ Millions

REVENUES	NON-BOARD CONTRIBUTIONS*	BOARD CONTRIBUTIONS	TOTAL
Contributions	140.0	90.8	230.8
Net Gains on Board-Donated Investments	—	10.5	10.5
Insurance Settlement Proceeds	1.1	—	1.1
Interest and Other Income	—	1.7	1.7
Capital Grant Rescissions from Prior Years	1.3	1.3	2.6
TOTAL REVENUES	142.4	104.3	246.7
EXPENSES	GRANTS PAID WITH NON-BOARD CONTRIBUTIONS*	COSTS COVERED BY BOARD MEMBERS**	TOTAL
PROGRAM			
Grants and Initiatives	94.9	39.6	134.5
Evaluations and Consulting Services for Grantees	—	0.3	0.3
Program Salaries and Overhead	—	7.9	7.9
SUBTOTAL — PROGRAM	94.9	47.8	142.7
FUNDRAISING AND PUBLIC INFORMATION			
Communications and Events Production	—	19.9	19.9
Development Salaries and Overhead	—	8.8	8.8
SUBTOTAL — FUNDRAISING AND PUBLIC INFORMATION	—	28.7	28.7
ADMINISTRATION SALARIES AND OVERHEAD			
	—	3.7	3.7
TOTAL EXPENSES	94.9	80.2	175.1
CHANGE IN NET ASSETS	47.5	24.1	71.6

Gartner Magic Quadrant for BI and Analytics Platforms



COMPLETENESS OF VISION → As of February 2014
Source: Gartner (February 2014)



Why DataSelf Analytics?

**Top-notch
platform**



**Simplified
technology**



**Amplified
Solution**

2,000+

reports, dashboards & KPI's



Easy to use
Fast to deploy
Low Cost
Expertise

DataSelf Analytics

It's like driving a Ferrari



Test Drive!

- Secured access
- Sample KPIs
- Dashboard building



Q&A

Thank you!

Joni Girardi, DataSelf Corp. CEO & Founder

(408) 674.8003 jgirardi@dataself.com @jonigirardi

www.dataself.com

DataSelf Analytics

So fast, so nimble, so liberating
that it's like driving a Ferrari...

2,000 reports, dashboards and KPI's
In-memory analytics
Data warehousing



DataSelf Analytics Architecture

Source Databases



Ultralight Data Warehouse



In-Memory Analytics
(Deployed on premises or in the cloud)



Powered by

